



# PAYCHECK PROTECTION PROGRAM (PPP) SMALL BUSINESS LOAN APPROVALS

# WHERE DID THEY GO?

## TOTAL LOAN COUNT

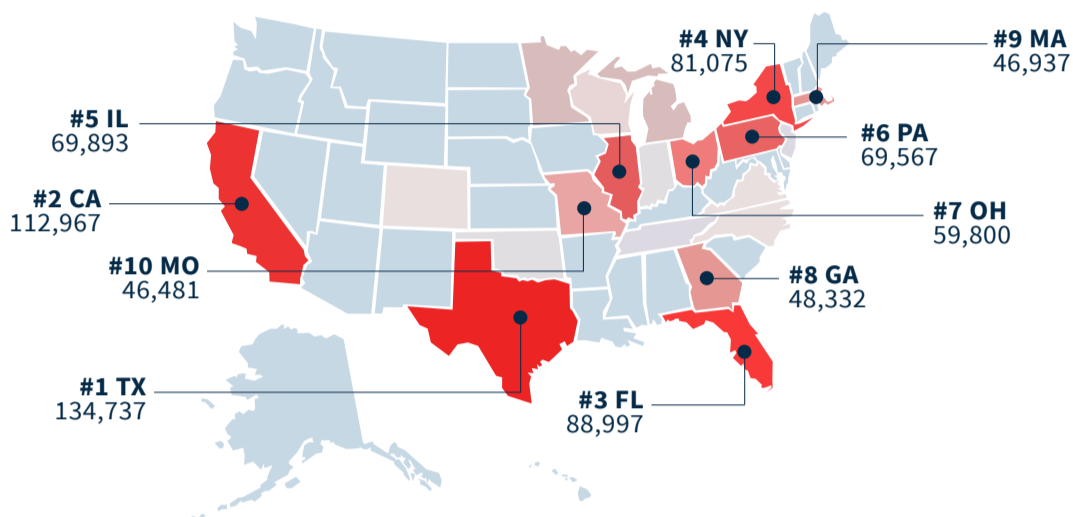
# 1661367

GROSS DOLLARS  
**\$342,277,999,103**

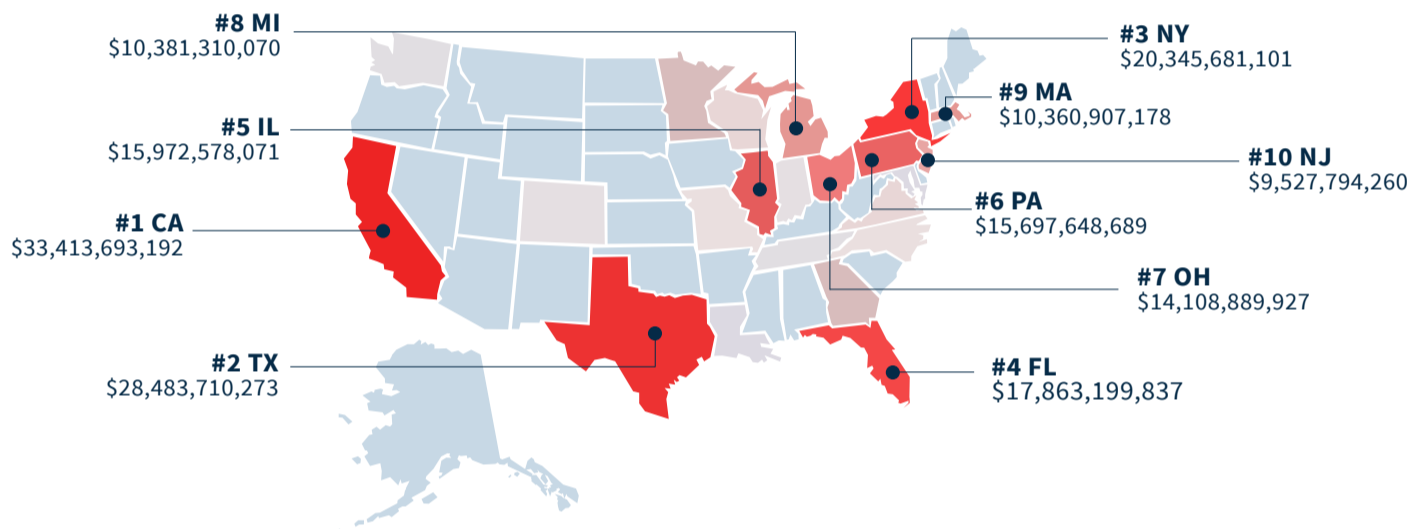
LENDER COUNT  
**4,975**

## STATE BY STATE

### TOP STATES BY NUMBER OF APPROVED LOANS



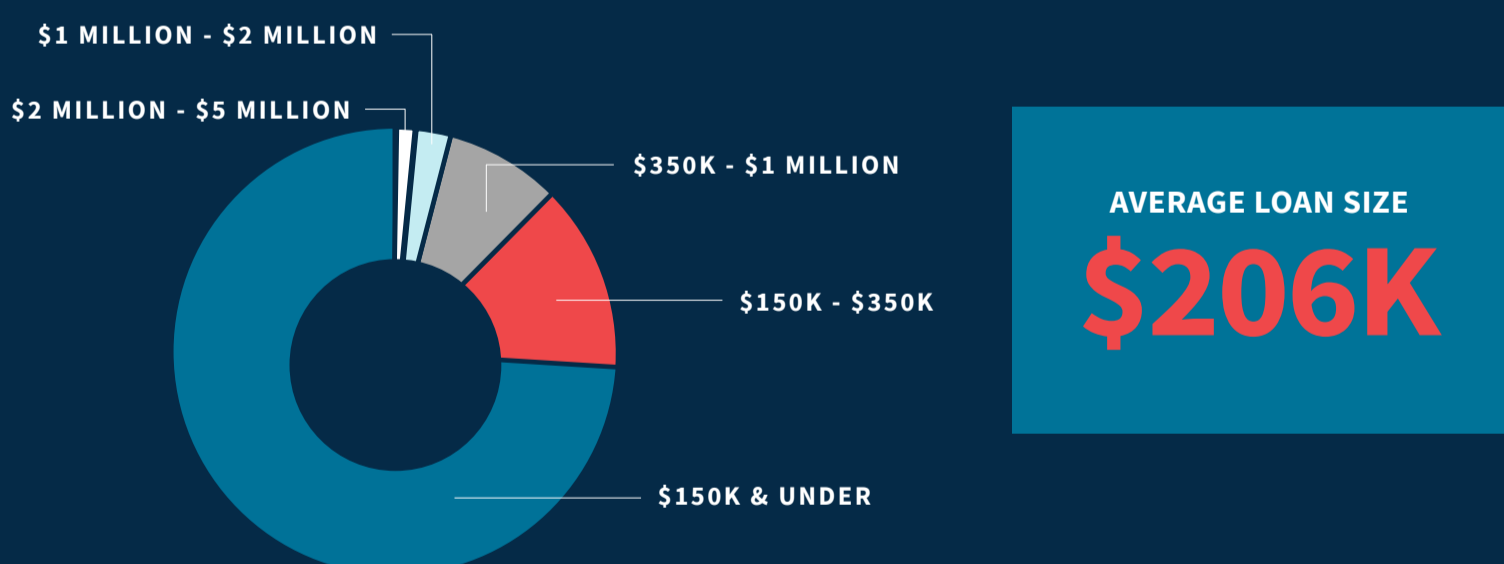
### TOP STATES BY APPROVED LOAN AMOUNT



## STATE BY STATE AVERAGE LOAN AMOUNT

AK \$190,402.21	GA \$228,529.01	MA \$194,339.74	ND \$172,092.39	OR \$120,948.10	VT \$143,223.18
AL \$177,566.00	HI \$208,153.52	MD \$162,385.10	NE \$232,181.22	PA \$192,215.22	WA \$228,778.81
AR \$225,220.20	IA \$163,408.35	ME \$119,577.82	NH \$250,948.89	RI \$211,402.29	WI \$191,674.29
AZ \$210,871.37	ID \$174,369.36	MI \$109,267.25	NJ \$235,934.61	SC \$173,843.88	WV \$171,889.50
CA \$200,716.88	IL \$191,497.45	MN \$202,574.70	NM \$129,811.53	SD \$216,025.62	WY \$109,873.77
CO \$195,822.14	IN \$220,740.72	MO \$140,736.60	NV \$203,187.30	TN \$143,223.18	
CT \$177,135.89	KS \$250,795.37	MS \$127,311.43	NY \$225,647.92	TX \$228,778.81	
DE \$210,871.37	KY \$129,688.89	MT \$173,273.91	OH \$172,759.67	UT \$191,674.29	
FL \$135,762.39	LA \$238,991.44	NC \$284,250.55	OK \$166,030.54	VA \$171,889.50	

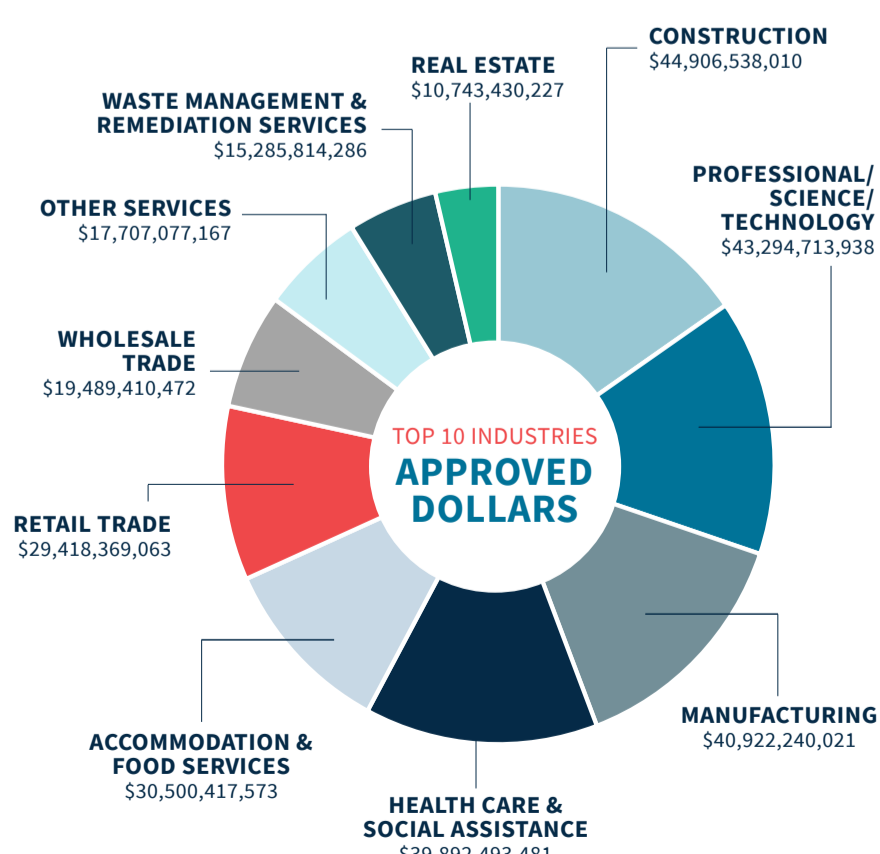
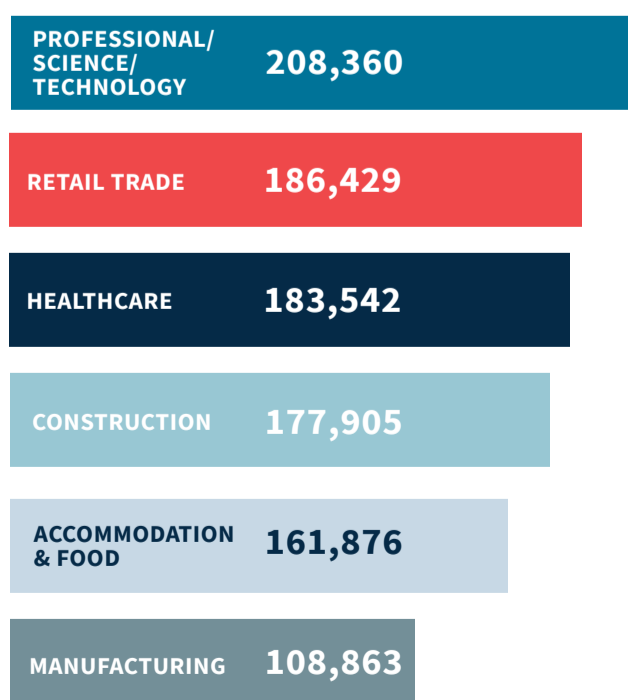
## LOAN SIZE



## BY INDUSTRY

by NAICS Subsector

### TOP INDUSTRIES NUMBER OF APPROVED LOANS



This is just a snapshot of the SBA's Paycheck Protection Program (PPP) Report. For a full breakdown of all the individual details, please visit: [sba.gov](https://sba.gov)

Learn more at: [schgroup.com/coronavirus-resource-center](https://schgroup.com/coronavirus-resource-center)